

TAPESTRY
ONLINE LEARNING
JOURNAL

Friday 20th September 2024

Miss Milbourn

Miss Conroy



What is Tapestry?



- ▶ Secure online learning journal
- ▶ Used as part of reporting towards completion of the Early Years Foundation Stage Profile (Government requirement)
- ▶ Easy to use
- ▶ Captures and celebrates children's achievements
- ▶ Support your child's current learning

Records multiple observations




Schools Settings Parents & Carers Features Prices Support Educators' Hub

Login

Buy Now

Search




Isabelle held a snake!
17 Mar 2022 09:38 AM by Marco Antonio Barrera
Isabelle held lots of animals at the animal party and was very confident.

Isabelle Kilgour 2 Cherry Garden 1 1

Personal, social and emotional development

Edit Settings




Rosie rolling over
17 Mar 2022 09:36 AM by Marco Antonio Barrera
Rosie rolled from her back to her front to grab the spiky ball.

Rosie White Cherry Garden 1 1

Physical development


Edit Settings



Going for a walk
16 Feb 2022 11:08 AM by Kat Meyrick
Today, we took Abri, Anna and Lizzy to the park for some exercise - Abri and Anna loved racing around the sand pit and Lizzy showed me how high she could go on the swings!

Elizabeth Doughton 1

Edit Settings



Going for a walk
16 Feb 2022 11:04 AM by Kat Meyrick

Edit Settings

Log **Observations** and capture the magic of a child's learning experiences.

Notes, Pictures and Videos



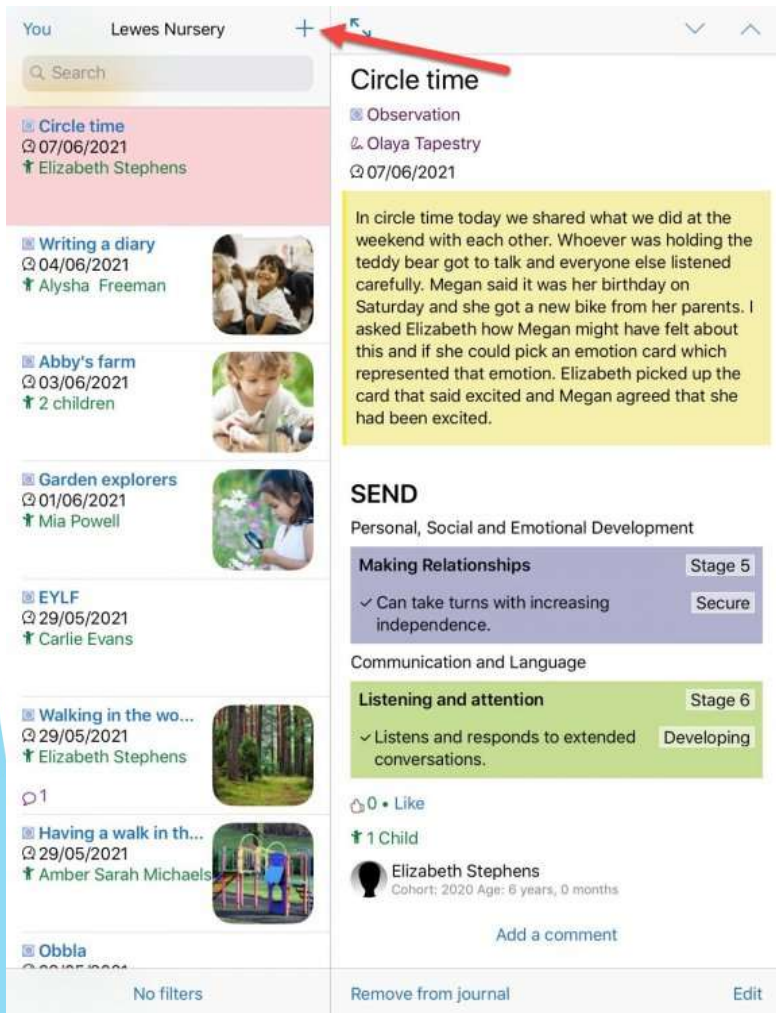
Schools Settings Parents & Carers Features Prices Support Educators' Hub

Login

Buy Now

The screenshot displays the Tapestry software interface. At the top, there is a navigation bar with the following menu items: Observations, Children, Child Login, Accidents, Reflections, Reports, Tracking, Menus, Activities, Documents, and CPD. The user's name, 'James Edwards', is visible in the top right corner. The main content area shows an observation entry for a child named Rosie. It includes a video thumbnail of a hand holding a swing handle, a note stating 'Rosie loved going in the basket swing with Isla. She was able to anticipate and laughed and squealed to show she was having fun.', and a section titled 'Cherry Garden' with a checklist of skills under the heading 'Communication, Language and Literacy' and 'Attention & Understanding'. The checklist includes 'Branch?' and 'Anticipates within familiar social routines' (marked as 'Emerging'). A blue banner at the bottom of the screenshot reads: 'Observations can include notes, videos, pictures, documents, clickable links, assessments, and more.'

How to upload an observation



You Lewes Nursery +

Search

Circle time
07/06/2021
Elizabeth Stephens

Writing a diary
04/06/2021
Alysha Freeman

Abby's farm
03/06/2021
2 children

Garden explorers
01/06/2021
Mia Powell

EYLF
29/05/2021
Carlie Evans

Walking in the wo...
29/05/2021
Elizabeth Stephens

0

Having a walk in th...
29/05/2021
Amber Sarah Michaels

Obbia
00/00/0000

No filters

Circle time
Observation
Olaya Tapestry
07/06/2021

In circle time today we shared what we did at the weekend with each other. Whoever was holding the teddy bear got to talk and everyone else listened carefully. Megan said it was her birthday on Saturday and she got a new bike from her parents. I asked Elizabeth how Megan might have felt about this and if she could pick an emotion card which represented that emotion. Elizabeth picked up the card that said excited and Megan agreed that she had been excited.

SEND
Personal, Social and Emotional Development

Making Relationships Stage 5
Secure
✓ Can take turns with increasing independence.

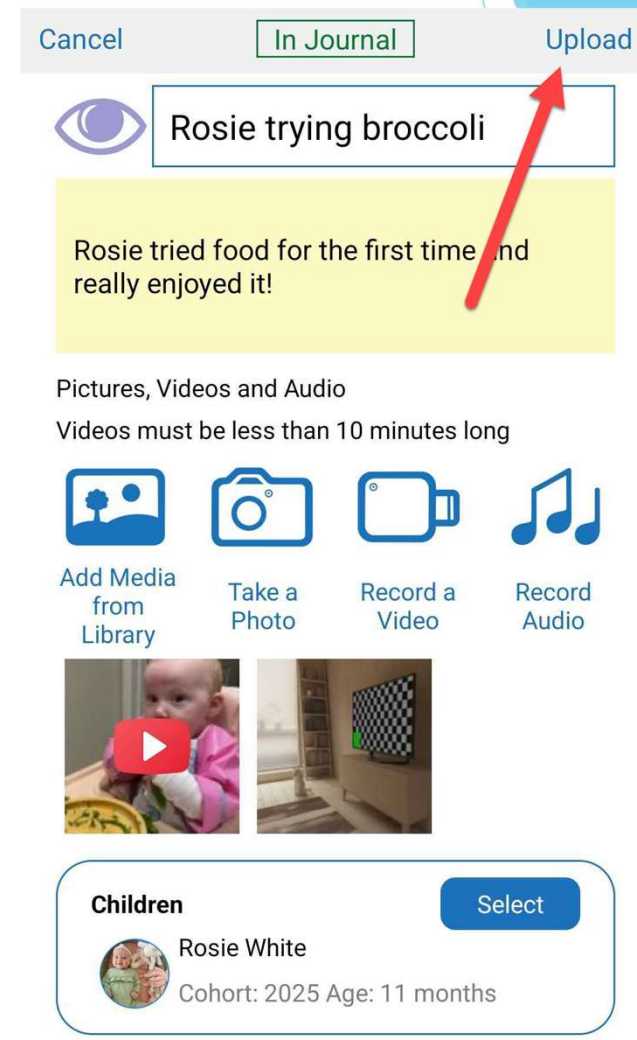
Communication and Language

Listening and attention Stage 6
Developing
✓ Listens and responds to extended conversations.


0 • Like
1 Child
Elizabeth Stephens
Cohort: 2020 Age: 6 years, 0 months

Add a comment

Remove from journal Edit









Cancel In Journal Upload

 Rosie trying broccoli


Rosie tried food for the first time and really enjoyed it!

Pictures, Videos and Audio
Videos must be less than 10 minutes long

 Add Media from Library
 Take a Photo
 Record a Video
 Record Audio

Children Select

 Rosie White
Cohort: 2025 Age: 11 months

Making Comments

- ▶ Respond to your child's observations.

Flags

Playing and Exploring Being willing to 'have a go' **Active Learning** Keeping on trying **Creating and Thinking Critically** Making links Choosing ways to do things
Personal, social and emotional development **Physical development** **Literacy**



Comments

Add a comment

Add Reply

Homework

- ▶ Complete 2 tasks a week and upload as an observation on Tapestry.
- ▶ Next steps can count towards your child's homework.
- ▶ Can upload comments (post it notes), photographs and short videos.

**Reception Homework - Autumn 1**

For your child's homework, we are asking for you and your child to choose two challenges a week and upload them on Tapestry. We would like you to upload photos, videos or just a discussion you have had with your child. Encourage your child to take ownership by choosing the challenge and colouring the boxes as they complete them. Remember that you can also upload any other activities that you do with your child. Please ensure pictures/ videos only include your own child. Please ask your child's class teacher if you are unsure of any homework set. Homework is due in every Wednesday.

'Show me' questions

- Show me what you like/ dislike.
- Show me who you live with.
- Show me what you know about your 5 senses.
- Show me how you follow the class expectations in class (being kind, friendly, good listeners, honest, brave, positive etc).

Literacy

- Go on a sound hunt. What sounds can you hear in the environment. Can you recreate the sounds you hear?
- Practise writing your first name. If you can write your first name, can you write your surname?
- Tell your adult about your favourite book. What was your favourite part? Why?

Physical Development

- Can you skip using a skipping rope for 1 minute?
- How long can you balance on one leg?
- Can you cut out some shapes using some child friendly scissors?

Mathematics

- Can you count 10 objects accurately?
- Can you show the correct amount of fingers for the numerals up to 10?
- Can you use positional language to describe where an object is (next to, behind, on top, in front, under, above etc).

Expressive Arts & Design

- Mix different paints to see what colours you can make.
- Make some musical instruments using junk modelling.
- Sing your favourite song to your adult. Can you sing in different voices?

Next steps



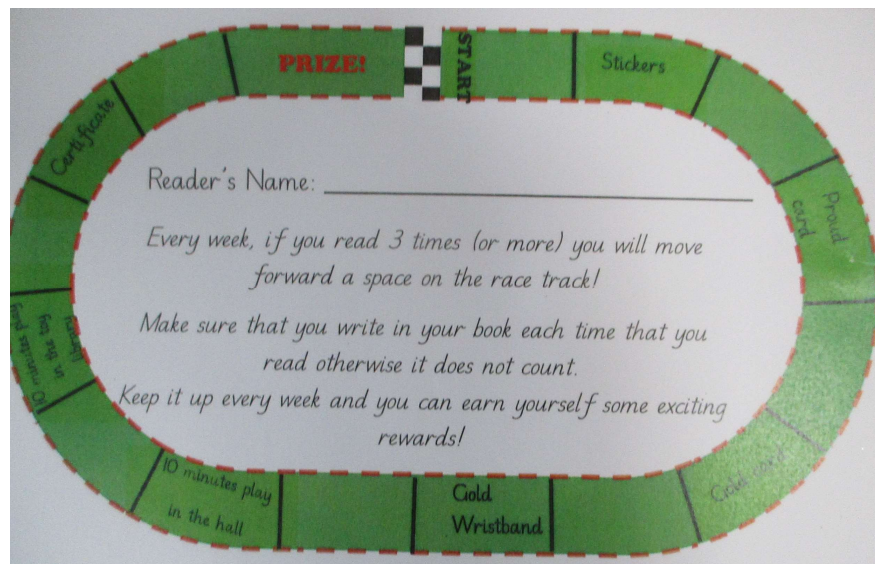
- ▶ Some of your child's observations will include next steps. You will see this in the comment section of the observation.
- ▶ We encourage you to respond to next steps by making a comment or uploading an observation of your child working towards their next step

Harry was able to count objects to 5.

Next step: To count objects to 10.

Reading Race Track

- ▶ Children to read at least 3 times a week.
- ▶ Log your child's reading in the reading log.
- ▶ Children move around the race track and earn rewards.



Any Questions?



Your Turn...



- ▶ Log on to Tapestry
- ▶ Add a note and submit the observation