



# QUARRY HILL ACADEMY

AIM HIGH – FLY HIGH



## Reception Induction Meeting



# Our leadership team



*Mrs Wakeling*  
*Head Teacher*



*Mrs Weller*  
*Deputy Head Teacher*



*Mrs Bradding*  
*Assistant Head*  
*Teacher*



*Mrs Robinson*  
*Assistant Head*  
*Teacher*



*Mrs Wilson*  
*Assistant Head*  
*Teacher*



*Miss Evens*  
*Assistant Head*  
*Teacher*



# Meet the Reception team



*Miss Milbourn  
Lead Teacher*



*Miss Dobson  
Class Teacher*



*Mrs Everett*



*Mrs Soorty*



*Miss Kerley*



*Miss Sunnucks*



# Support for families - team



*Miss Childs*  
SENCo



*Mrs Young*  
Family support  
worker



*Mrs North*  
Pupil services  
support officer



# Reception School Day

8:40am - 9:00am

Arrival  
Phonics  
Literacy input  
Choosing and group work

12:15pm - 1:05pm

LUNCH

Relaxation/Registration  
Maths input  
Choosing and group work

3:15pm

Songs/Story time  
Home time

Throughout the week, children will take part in activities to support other areas of the curriculum:

PE/Music/Understanding of the world/Personal, Social and Emotional Development/Creative and Imaginative





# Our Learning Approach

Learning through play - at the heart of all we do!

At Quarry Hill we value the importance of opportunities for children to explore, investigate and imagine. It is here that skills are taught, learnt and explored freely.

We also value the importance of preparing for the future. Therefore, we encourage children to experience formal learning opportunities - sitting at tables for group work, learning inputs and through homework.

**Partnership with Parents** - We value our partnership with parents/carers. We provide opportunities for you to come into school and experience sessions throughout the year, with your child.

We look forward to welcoming you to the following live lessons:

Phonics/ Maths input/ Literacy input  
(dates to be confirmed)



# Early Years Foundation Stage Profile

## Prime Areas

### **Communication and Language**

- *Listening, Attention and Understanding*
- *Speaking*

### **Physical Development**

- *Gross motor skills*
- *Fine motor skills*

### **Personal, Social, and Emotional Development**

- *Self - regulation*
- *Managing self*
- *Building relationships*

## Specific Areas

### **Literacy**

- *Comprehension*
- *Word Reading*
- *Writing*

### **Maths**

- *Number*
- *Numerical patterns*

### **Understanding of the World**

- *Past and Present*
- *People, Culture and Communities*
- *The Natural World*

### **Expressive Arts and Design**

- *Creating with Materials*
- *Being Imaginative and Expressive*



# Early Reading and Writing

Writing starts with imagination, story telling and the creation of play experiences with friends.

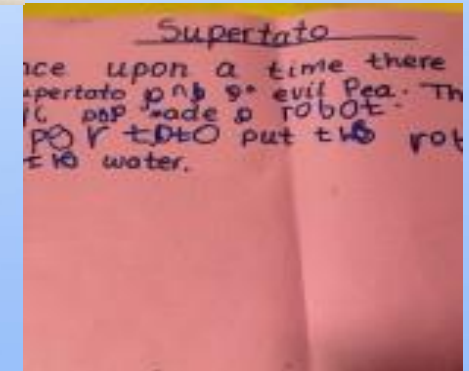
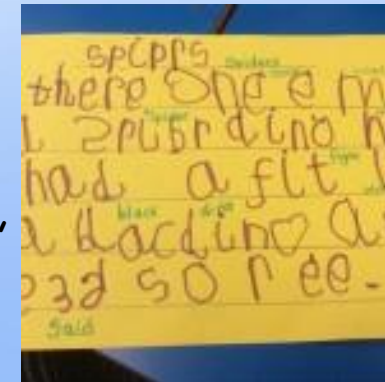


We then use familiar stories to immerse ourselves, acting out scenes from a book or by making food such as bread from 'The Little Red Hen'.



We use Read Write Inc. to learn the letters of the alphabet and begin blending and segmenting for reading and writing.

We use 'Story Scribing' daily, to begin learning how to write simple sentences, leading to story writing by the end of the year.







# Outdoor Learning

We encourage our pupils to explore and play outside, in all weather conditions! Outdoor Learning is vital to child development - building muscles, independence, imagination and life skills.



We kindly ask parents to send children to school with the following:

- Appropriate clothing for all weather conditions e.g., coats, hats, gloves, sun hats etc.
- Wellington Boots
- Waterproof jacket and trousers

Please ensure they are all clearly labelled.



# Cultural Capital

To further enhance our curriculum, we strive to give all children opportunities to experience real life events, school trips, enriching experiences that enhance learning and engaging activities that provoke investigation and challenge.



- Role play
- School trips
- Library visits
- School visitors
- Planting
- Cooking
- Meditation
- High expectations
- Dress up days
- Emergency services
- Sports days

And so much more...



# Assessment

Regular assessment of pupil progress will be made throughout your child's time in Reception.

Assessment is measured by the following:

- Working Towards
- On Track

To meet age related expectations, children should remain 'On Track' to be at the expected level of progress for their age. This is monitored by their key worker, through lots of play and discussion opportunities.

Class teachers will then make the final judgement of both attainment and progress at the end of each half term.

Parents will be regularly updated on their child's progress and attainment, throughout the year.





# Interventions

In Reception, staff will regularly monitor pupil progress. If there is an area of development that is identified as 'Working Towards', the class teacher will organise intervention groups to target these areas.

Children will then be involved in weekly sessions, over a period of 6 weeks, to further support any areas that they are currently requiring support in. These sessions run with fewer children and use games and creative activities to enhance learning.

Regular monitoring through observation will be completed to then support children to become 'On Track'.







# Topics

We use a range of interesting topics to inspire our learning each half term:

Autumn 1 -	All About Me
Autumn 2 -	Traditional Tales
Spring 1 -	People Who Help Us
Spring 2 -	Explorers
Summer 1 -	Growing
Summer 2 -	Splash!





# Homework

## In partnership with parents:

In order to ensure that children's learning is continued at home, we ask parents to engage in some homework tasks each week.

Your child will bring home a **reading book**. We ask that you read with your child each night and write a short comment on their reading journal, which is checked daily.

We also have some "Big questions" to challenge your child. Their responses can be recorded onto our home/school partnership platform - **Tapestry**.





# Tapestry



To document your child's learning journey, we use the electronic platform - Tapestry

You will be able to access:

- Photos and videos of your child's learning
- Observations
- Upload pictures and videos from home
- Receive regular updates and communication from the teachers

Logins will be given via the email that is given to us. Please ensure your email is clearly written on the letter and upper and lower case letters are correct. You will be given a short time period to set up your account.


Journals can be downloaded at the end of the school year for parents to keep.

We ask that there is no sharing of photos or videos from this platform onto any social media accounts. This is for parent viewing only.





# Read Write Inc.



Meet Fred the frog:

- Fred helps to encourage children to correctly pronounce initial sounds and to blend/segment when reading.
- Fred can "Fred talk" but he can't blend!
- Always refer to segmenting (breaking up a word into sounds) as "Fred talk"
- Once children learn to "Fred talk" they can begin to blend. Helping Fred to read.
- Fred also supports encouragement of positive behaviour and expectations.



Support for parents can be found on our website.

[Parent Workshops | Quarry Hill Academy](#)







# Uniform

Navy sweatshirt or cardigan, with or without QHA logo

Navy fleece, with or without QHA logo

White polo shirt, with or without QHA logo

Grey trousers/ grey skirt / pinafore

Grey summer shorts

Blue checked summer dresses

Plain black shoes (no trainers, black laces only)

Sun cap - with or without QHA logo

Socks or tights - plain grey, black or white

Book bags, with or without QHA logo

White PE shirt, with or without QHA logo

Indoor - Navy PE shorts / Outdoor - tracksuit

Indoor - plimsoles / Outdoor - trainers

PE bag



Quarry Hill Academy (School Uniform) – My Clothing



# What does your child need to bring with them, each day?

- A book bag
- A water bottle (clearly labelled with your child's name)
- Waterproof clothing, for wet weather
- Wellington boots (labelled)
- Sun hat and sun cream, for warm weather

## Snack:

Snack is provided for all EYFS children. Children have a daily choice of milk, their water bottle, toasted bagel and fruit.

Milk is free for all 4 year olds. Once your child reaches 5, parents are able to pay for milk for their child, if they wish to continue having it.



# School Dinners

Reception/ KS1 children are entitled to Free school meals up until the end of Year 2.

Menus can be found on our website and leaflets are given at the start of the year.

**Your child's lunch needs to be ordered on their Arbor account for each day.**

If you are entitled to any benefits, you may be entitled to **"Free School Meals"** throughout your child's schooling. We encourage you to visit the below link if you think you may be eligible, as for every child who is eligible, the school will receive £1300 funding to support pupils.

**Why school dinners?** - Lunch time is a special time to sit together and enjoy a healthy meal. It gives children an opportunity to learn how to feed themselves, table manners and to be sociable.

There are always three options to choose from and children can view the menu in advance to see what will be on offer each week.



# Packed Lunches

However, your child may prefer a home packed lunch. **This will need to be selected on your child's Arbor account.**

We ask that when providing your child with a packed lunch, that they are to be healthy (No chocolate, sweets or sugary drinks).



We are a 'nut free' school, so please be mindful when packing lunches. (No nuts, chocolate spreads, nut products)





# Attendance

## Lates:

School opens at 8:40am for Reception pupils and doors will close at 8:50am. Any children arriving after this time will be marked as late.

## Absence:

If your child is unwell, please ensure that you call the Bradleigh office to inform them of your child's absence. It is important to let the school know if your child will not be attending school for each day of their absence.

If your child has had sickness or diarrhoea, we ask that you keep them at home for 24 hours after symptoms arise.



# Medical matters

Any medical needs must be shared and evidenced with the Bradleigh office staff prior to your child starting school (Allergies, intolerances, medications etc.)

## **Pumps and Epi-Pens:**

Asthma pumps and Epi-Pens must be kept at school and must be clearly labelled as prescribed by a doctor.

## **Prescribed medication:**

If your child requires medication throughout the day, this must be administered by the parent. Please seek advice from Bradleigh office if you need further guidance for administering medication e.g. Calpol, antibiotics etc.

Please ensure that medical needs are kept up to date with the office to ensure we have the relevant and up to date information on record.



# Preparing your child for September

## **Support your child's self-help skills by:**

- Practising independent dressing and undressing
- Practising independent cleaning after using the toilet
- Practising putting shoes on independently (opt for Velcro to support them)
- Ensuring all uniform is labelled clearly
- Encourage your child to feed themselves using a knife and fork

## **Other things you can do to prepare them:**

- Talk about the daily routine
- Show them pictures of the staff
- Practise finding their own name and beginning to write their first name
- Enjoy reading together
- Develop a good sleeping routine

But most importantly, enjoy your holidays and look forward to starting school!



# Important dates

Stay and Play sessions - Wednesday 18th June 2025  
Wednesday 25th June 2025  
Wednesday 2nd July 2025  
Wednesday 9th July 2025  
2pm-2.45pm

Home visits - Week commencing Monday 30<sup>th</sup> June 2025

School year begins - Monday 1<sup>st</sup> September 2025

Our term times can be found on our website.

[Term Dates | Quarry Hill Academy](#)

Please ensure that holidays are not booked during term time. Any holiday absence must be asked for in advance, through the Bradleigh office.





Thank you!

We Look forward to welcoming  
you in September

Questions and Answers